



Ameri-Brand Products, Inc.

4619 Olive Highway Oroville, CA 95966

www.websweeper.com

Phone: 530-589-2887

Phone: 800-982-6966

info@go-ab.com

Pool Cover Repair Form

Contact Information

Name _____

Address _____

City _____ State _____ Zip _____

Phone 1 _____

Phone 2 _____

Fax _____

Email _____

Dims (feet and inches)

A _____

B _____

C _____

D _____

Color

Material

Mesh

Solid

Auto

Office Use Only

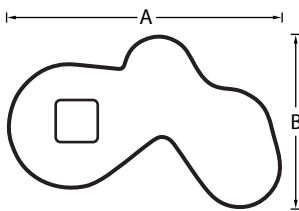
R

D

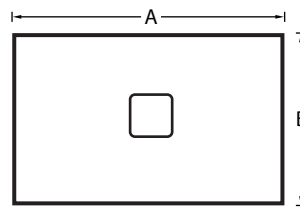
Z

O

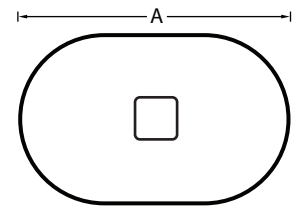
Cover Style (check one)



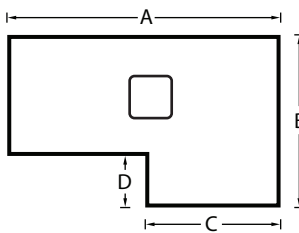
All Freeforms



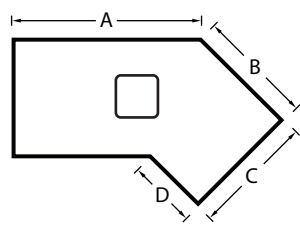
Rectangles, Grecians and Romans



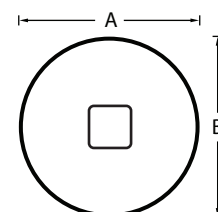
Ovals



True L



Lazy L



Circle

Filling Out This Form

1. Please place a check-mark or X on the picture of the pool that best represents your pool.
2. In the Size Section, fill in the dimensions of your existing swimming pool cover (approximate is okay).
3. In the Type section, place a check-mark or X to designate your type of pool cover.
4. In the Color section, write in the color of your cover.
5. Fill in your name and contact information and email it to **info@go-ab.com**.

After Receiving Your Box

1. Remove the springs and buckles from your cover.
2. Place the cover in the box you received and seal it securely.
3. Attach the PREPAID shipping label we provided to the box.
4. Drop off at any UPS station.
5. After receiving and inspecting your cover, we will contact you with your quote for repairs or replacement.