

1 Measurements

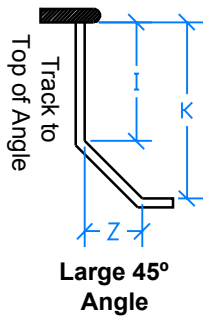
	FT	IN
A	_____	_____
B	_____	_____
C	_____	_____
D	_____	_____
E	_____	_____
F1	_____	_____
F2	_____	_____
G	_____	_____
H	_____	_____
I	_____	_____
J	_____	_____
K	_____	_____
L1	_____	_____
L2	_____	_____
O	_____	_____
W1	_____	_____
W2	_____	_____
W3	_____	_____
Z	_____	_____

2 (check one) Liner Mounting

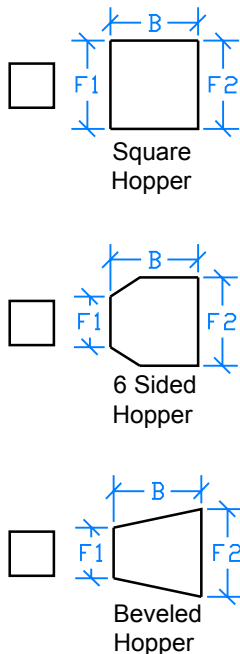
- Beaded
 Overlap

Shallow End Profile

Measuring the wall height on the shallow end wall.



3 (check one) Hopper Detail



4 Pool Size

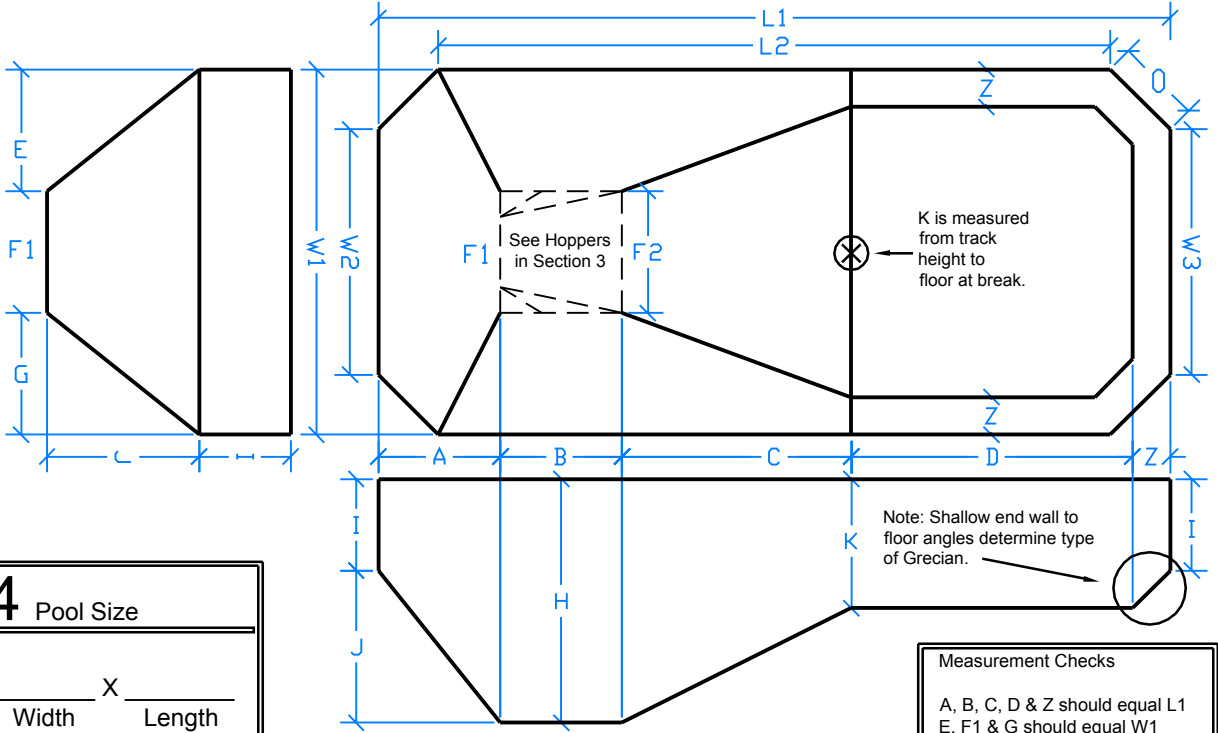
_____ X _____
 Width Length

5 Liner Material

	Mil	Pattern
Floor	<input type="checkbox"/> 20 <input type="checkbox"/> 30	_____
Wall	<input type="checkbox"/> 20 <input type="checkbox"/> 30	_____

6 Step Detail (check all that apply)

	Yes	No
Liner Covers Steps?	<input type="checkbox"/>	<input type="checkbox"/>
Fiberglass Steps?	<input type="checkbox"/>	<input type="checkbox"/>
Safety Ledge?	<input type="checkbox"/>	<input type="checkbox"/>
<input type="checkbox"/> Bench	<input type="checkbox"/>	<input type="checkbox"/> Loveseats



Measurement Checks
 A, B, C, D & Z should equal L1
 E, F1 & G should equal W1

7 Customer

Name _____
 Address _____
 City _____
 State _____ Zip _____
 Phone 1 _____
 Phone 2 _____
 Fax _____
 Email _____
 Representative _____