

### 1 Measurements

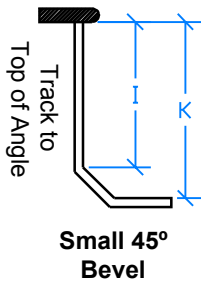
FT	IN
A	_____
B	_____
C	_____
D	_____
E	_____
F1	_____
F2	_____
G	_____
H	_____
I	_____
J	_____
K	_____
L1	_____
L2	_____
O	_____
W1	_____
W2	_____
W3	_____

### 2 (check one) Liner Mounting

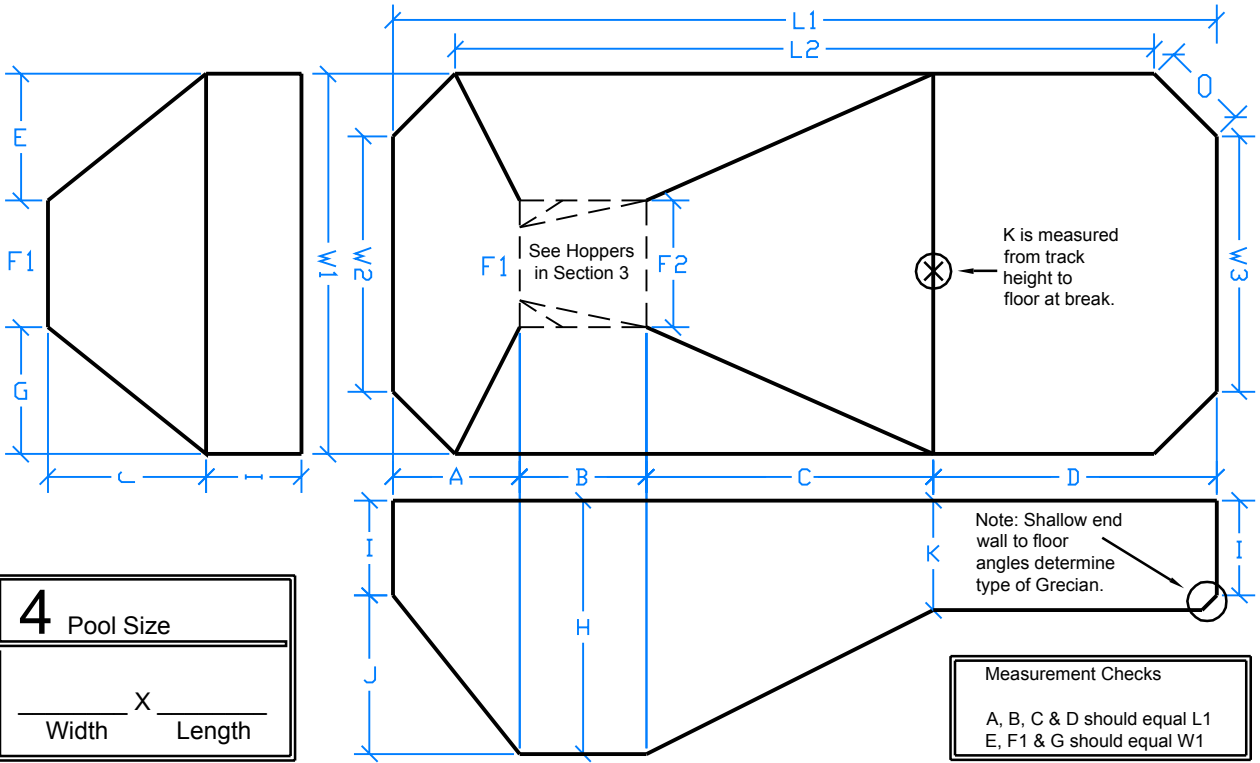
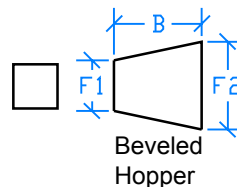
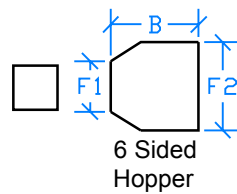
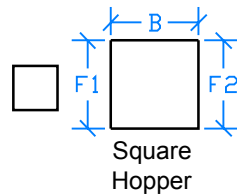
Beaded  
 Overlap

### Shallow End Profile

Measuring the wall height on the shallow end wall.



### 3 (check one) Hopper Detail



### 4 Pool Size

\_\_\_\_\_ X \_\_\_\_\_  
Width Length

### 5 Liner Material

	Mil	Pattern
Floor	<input type="checkbox"/> 20 <input type="checkbox"/> 30	_____
Wall	<input type="checkbox"/> 20 <input type="checkbox"/> 30	_____

### 6 Step Detail (check all that apply)

	Yes	No
Liner Covers Steps?	<input type="checkbox"/>	<input type="checkbox"/>
Fiberglass Steps?	<input type="checkbox"/>	<input type="checkbox"/>
Safety Ledge?	<input type="checkbox"/>	<input type="checkbox"/>
<input type="checkbox"/> Bench	<input type="checkbox"/> Loveseats	

### Measurement Checks

A, B, C & D should equal L1  
E, F1 & G should equal W1

### 7 Customer

Name \_\_\_\_\_

Address \_\_\_\_\_

City \_\_\_\_\_

State \_\_\_\_\_ Zip \_\_\_\_\_

Phone 1 \_\_\_\_\_

Phone 2 \_\_\_\_\_

Fax \_\_\_\_\_

Email \_\_\_\_\_

Representative \_\_\_\_\_